

C SERIES

your choice for:



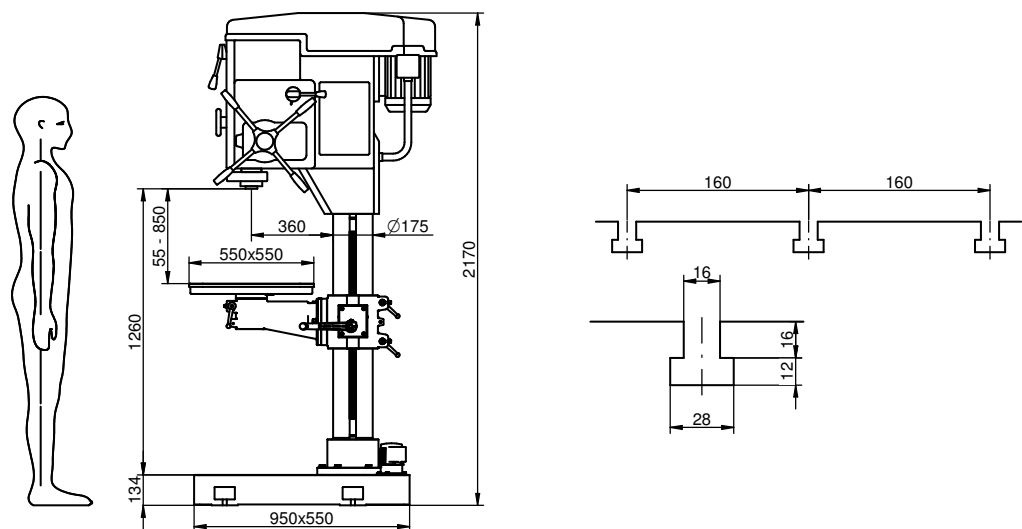
|| STANDARD EQUIPMENT

- Wide continuous speed range in 3 steps
- Speed plate and selecting levers on head front
- Mechanical speed variator in "V" model
- Electronic speed variator in "VE" model
- Digital rpm counter in front "VE"
- Gear box lubrication by automatic pump
- Machine base with coolant tank and pump for tapping
- Worklight
- MGI Rotating and tilting table
- Automatic feed and cut-off by electromagnetic clutch
- Front hand wheel for fine feed work
- Depth scale and adjustable depth stop
- Automatic feed reversing system for tapping
- Automatic tool ejector
- Electric equipment integrated on machine's head.
- Emergency STOP push button
- Spindle reversing switch
- Safety drill guard with microswitch
- CE mark



| | | | | | | |
|---------|------|------|------|--------|----------|--------|
| ø 40 mm | M 36 | 3Kw | MT 4 | 200 mm | ø 175 mm | 360 mm |
| ø 50 mm | M 42 | 4 Kw | MT 4 | 200 mm | ø 175 mm | 360 mm |

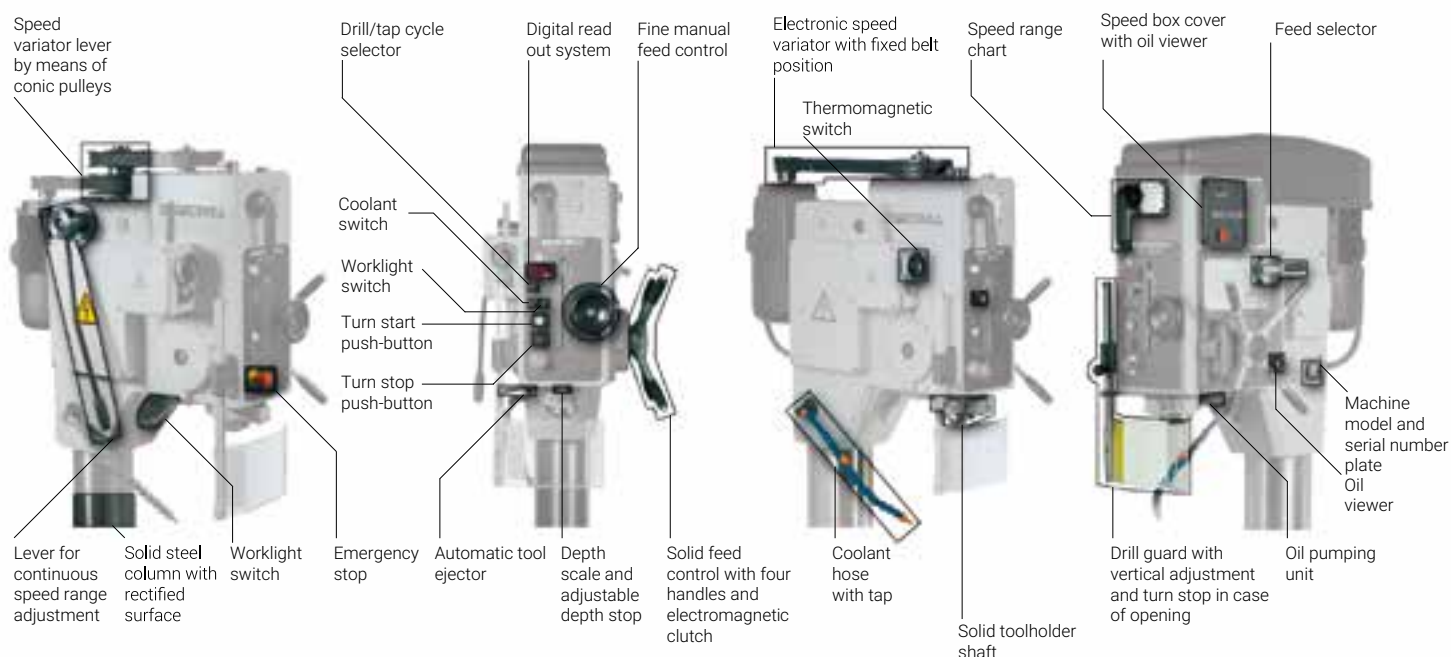
|| DIMENSIONS



BC - 40V
BC - 40VE
BC - 50V
BC - 50VE

C SERIES

Prismatic Column - Gear transmission



|| CHARACTERISTICS

BC-40 V

BC-40 VE

BC-50 V

BC-50 VE

| | | | | | |
|--|-----------|-------------------------------------|------------|-------------|------------|
| Maximum drilling capacity in steel St. 50/60 | [ø mm] | 40 | | 50 | |
| Maximum drilling capacity in cast iron 200 Brinell | [ø mm] | 50 | | 60 | |
| Maximum tapping capacity in steel St. 50/60 | [mm] | M 36 | | M 42 | |
| Maximum tapping capacity in cast iron 200 Brinell | [mm] | M 42 | | M50 | |
| Morse Taper MT | [Nr.] | 4 | | 4 | |
| Maximum spindle stroke (drilling depth) | [mm] | 200 | | 200 | |
| Main motor power | [HP (Kw)] | 4 (3) | | 5,5 (4) | |
| Coolant pump motor power | [HP (Kw)] | 0,10 (0,07) | | | |
| Transmission | | Belt / Gear | | | |
| Number of speeds | | Continuous | | | |
| Speed variator type | | Mechanical | Electronic | Mechanical | Electronic |
| Speed range with motor at 1500 rpm 50 Hz 3Ph. | | 60 a 165 | 30 a 300 | 60 a 165 | 30 a 300 |
| Speed range selection in 3 steps | [rpm] | 175 a 525 | 90 a 900 | 175 a 525 | 90 a 900 |
| Upon request motor at 1800 rpm 60 Hz 3Ph. | | 530 a 1500 | 190 a 1900 | 530 a 1500 | 190 a 1900 |
| Feed | | Automatic by electromagnetic clutch | | | |
| Number of automatic feeds | | 4 | | | |
| Automatic feed range | [mm/rev] | 0,1-0,2-0,3-0,4 | | | |
| Worktable dimensions (LxW). | [mm] | 550x550 | | | |
| Column diameter | [mm] | 175 | | | |
| Distance from spindle centre to column face | [mm] | 360 | | | |
| Net weight | [Kg] | 660 | | 760 | |
| Gross weight with packing | [Kg] | 750 | | 850 | |
| Packing dimensions (length x width x height) | [m] | 2,2x0,7x1,2 | | 2,2x0,7x1,3 | |

CABINETS / BASES / CONTAINERS / LIGHT



PKC
Base cabinet (only for models with intermediate table). Available for **EK/T** series



PKA
Floor cabinet with 2 shelves (only for bench drilling models without coolant). Available for **EK/T** series.



PKB
Floor cabinet with door and shelves. Available for **EK/T** series.



ERB
"T" slotted machine base with coolant pump. Standard for **Z/X/A/B/C** series.

TABLES INCLUDING SUPPORTS



MF
Fixed table. Standard for **EK/T/Z/X(32-34)** series.



MG
Rotating table plate. Optional for **EKL/TL** series.



MGI
Rotating table plate and tilting support. Available for **Z/X/A/B/C** series.



MGM
Reversible rotating tiltable with vice. Available for **Z/X (32/34)** series.

CROSS TABLES



340 XY
Cross table.
X = 220 mm.
Y = 140 mm.
Table net weight = 25 kg.
Available for **EK/T** series.



430 XY
Cross table.
X = 280 mm.
Y = 180 mm.
Table net weight = 40 kg.
Available for **Z/X** series.



600 XY
Cross table.
X = 400 mm.
Y = 180 mm.
Table net weight = 52 kg.
Available for **Z/X(32-34)** series.



800 XY
Cross table.
X = 500 mm.
Y = 250 mm.
Table net weight = 93 kg.
Available **Z/X/A/B/C** series.



PV
Safety drill guard against chips
with a micro-switch.
Standard in all series.



EL
Worklight.
**Standard in all series. Except
professional series.**



1000 XY
Cross table.
X = 700 mm.
Y = 250 mm.
Table net weight = 150 kg.
Available for **Z/X(40)/A/B/C** series.

SPEED CONTROL / MEASURE / TAPPING



VE
Standard for **Z(34-40)**, **BC-40VE** and **BC-50VE**.
Available for other models upon request.



TAK
Digital rpm counter.
Standard for **Z (34-40)** and **C** serie.
Available for other models upon request.



LBC
Depth scale read-out system.
Available for all series.



LDG
Digital read-out system for the table.

SPEED CONTROL / MEASURE / TAPPING



CN
Pneumatic counterbalance for spindle return (recommended with multi-spindle head applications).
Available for **X/A/B** series.



ACNL
Automatic drilling cycle with rapid approach, working feed and rapid retract.
Available for **B** models on **Z/X/B** series.



CI
Integral drilling cycle with encoder (recommended for tube and profile drilling, deep drilling operations, etc.).
Available for **B** models on **Z/X/B** series.



HB
Hydro-pneumatic power feed unit.
Available for **EK/T/Z/X** series (only for manual feed models).

STANDARD ASSEMBLY FOR JOBS USING MULTI-SPINDLE HEADS

Accessories and functions

ACNL
Automatic drilling cycle with rapid approach, working feed and rapid retract, with additional pneumatic counterweight function for the multi-spindle head.

UC
Union, dragging cone and assembly of the multi-spindle head.

CM
Multi-spindle head with fixed or adjustable (see picture) spindles.

GM
Multi-spindle head guide rod.

PM
START/STOP and emergency STOP control extensión.

SC
Column riser of 200 mm for greater distance between spindle nose and worktable.



IR/RS
Manual tapping system.
Standard for **Z(34-40)** y **C** serie.
Available for all series.



RHP
Automatic threading system by
master spindle (includes one tapping
pitch)
Available for **X/A/B** series.



HGP
Master guide spindle and nut set.
Available for **X/A/B** series.





CM
Multi-spindle drilling heads with
fixed or adjustable spindles.
Available for all series.



AR
50% lowered feed rate range.
Available for **A/B/C** series.



MQL
Microlubrication system.
Available for all series.



STANDARD VICES



L-100
Vise with fixed base (Light Series).
Maximum opening: 116 mm
Jaw width: 105 mm
Jaw height: 31,5 mm
Net weight: 8,5 kg.
Available for **EK/T/Z/X/A/B/C** series.



L-125
Vise with fixed base (Light Series).
Maximum opening: 160 mm
Jaw width: 125 mm
Jaw height: 41,5 mm
Net weight: 4,7 kg.
Available for **EK/T/Z/X/A/B/C** series.



M-116
Vise with fixed base.
Maximum opening: 116 mm.
Jaw width: 100 mm.
Jaw height: 31,5 mm.
Net weight: 9 Kg.
Available for **Z/X/A/B/C** series.



M-157
Vise with fixed base.
Maximum opening: 157 mm.
Jaw width: 125 mm.
Jaw height: 41,5 mm.
Net weight: 15 Kg.
Available for **Z/X/A/B/C** series.

RAPID CLOSE AND SELF-CENTERING VICES



FR-80
Opening-cam rapid close vice.
Maximum opening: 80 mm.
Jaw width: 80 mm.
Jaw height: 20 mm.
Net weight: 6 Kg.
Available for all series.



FR-125
Opening-cam rapid close vice.
Maximum opening: 125 mm.
Jaw width: 125 mm.
Jaw height: 30 mm.
Net weight: 23 Kg.
Available for all series.



FK-103
Self-centering vice.
Maximum opening: 103 mm.
Jaw width: 103 mm.
Jaw height: 20 mm.
Net weight: 12 Kg.
Available for all series.

CHUCKS, FOOT PEDALS...



PIC
Cycle or spindle turn START foot pedal.

PSR
Spindle turn reverse foot pedal (for tapping)
Available for all series.



PPE
Emergency STOP foot pedal.
Available for all series.



PF-150

Vise with fixed base
(Heavy Series).
Maximum opening: 160 mm.
Jaw width: 150 mm.
Jaw height: 44 mm.
Net weight: 28 Kg.
Available for **A/B/C/F** series.



PG-150

Vise with swiveling base
(Heavy Series).
Maximum opening: 160 mm.
Jaw width: 150 mm.
Jaw height: 44 mm.
Net weight: 37 Kg.
Available for **A/B/C/F** series.

TOOL HOLDERS



DRILL-CHUCKS

Self-centering drill-chuck from dia. 3 to dia.16 Morse taper 3 & 4.
Available for all series.



TAPHOLDER

Morse taper, tapholder and tapping collets.



REDUCING SLEEVES

Self-centering drill-chuck from dia.1 to 16 Morse taper 3-4 & 5.
Available for all series.



ISO 40

Spindle with quick change nut.
Available for **EBF-35** models.